


Family Guide for Student SUCCESS

2nd Grade MATH



FAMILIES + SCHOOLS = STUDENT SUCCESS

Parents and family are a child's first teachers in life and have valuable insights into the needs, strengths, and interests of their child. The collaboration of caregivers and educators is vital in guiding each child toward success. The Family Guide for Student Success outlines what your child should learn in 2nd grade. You can encourage your child's academic growth by reinforcing classroom activities at home. The Family Guide for Student Success outlines the critical content that all students should know and be able to do at the end of 2nd Grade. The achievement of the expectations will help your child meet the assessment standards established by our state. It is only through your support and active participation in your child's education that we form a partnership for success for all the children in Alabama.

WHY ARE STANDARDS IMPORTANT?

- They help ensure that all students, no matter where they live, are prepared for success in college and the workforce.
- Standards provide a clear roadmap of learning for teachers, parents, and students.
- Having clearly defined goals helps families and teachers work together to ensure that students succeed.
- They also will help your child develop critical thinking skills that will prepare him or her for college and career.


2ND GRADE CONTENT PRIORITIES

This guide provides an overview of what your child will learn by the end of 2nd Grade in mathematics. If your child is meeting the expectations outlined in these standards, he or she will be well prepared for 3rd grade. In grade 2, instructional time should focus on four essential areas, all of which have equal importance:




ADD & SUBTRACT

Your child can add and subtract within 1,000 using models, drawings, strategies, and equations.



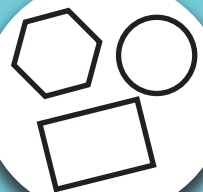
PLACE VALUE

Your child can count, group, and break apart numbers or collections of objects into hundreds, tens, and ones.



MEASUREMENT

Your child can measure, compare, work with graphs, tell time to the nearest 5 minutes, and work with coins up to \$1.00.



SHAPES

Your child can name, build, take apart, draw, describe, & identify 2 dimensional and 3 dimensional shapes.

MATH @ HOME

Have you ever heard this phrase from your child before about math, "When will I ever use this?" The more they can make a connection between math & the real world, the more they will value it. Below you will find a few ideas to showcase how your child can relate the 2nd grade math concepts he/she is learning at school and apply them at home in everyday situations.

Add & Subtract

- Draw two cards (or roll 2 dice) and add. Try with 3 or 4 cards! Keep a running total and see who can get to 100 first.
- Organize doughnuts in equal rows (an array). How many in each row? How many rows? How many doughnuts in all? Is there another way to organize?
- Play any game and tally your scores. Who won? By how many?
- When having taco night at home, ask your child, "I had 5 tacos. I got 3 more, then ate 2. How many do I have now?"

Place Value

- Count within 1,000 (forward and backward) by 1s, 5s, 10s, and 100s. Start on zero, or on a random number!
- Ask "how many" ones, tens, and hundreds in sets of objects. (Ten 10s in a box of 100 paperclips)
- Find objects around the house and practice organizing them into arrays (equal rows & groups), writing numerals (231), number words (two hundred thirty-one), and expanded form ($200 + 30 + 1$). Draw to represent that amount. What's 10 more? What's 100 more?

Measurement

- Measure the length of a table and a shoe. Discuss which tool (ruler, yard stick, measuring tape) is best for each job.
- Measure the height of everyone in your house. Create a graph of the heights you recorded (line plot, picture graph, bar graph).

Shapes

- SHAPES QUIZ: "What 2D shape has 6 sides? What 3D shape has 6 square faces? Identify and draw or build it!"
- Partition (equal size pieces) cookies or brownies into 2 halves, 3 thirds, or 4 fourths.

WHAT IS AMSTI?

The Alabama Math, Science, and Technology Initiative, commonly referred to as AMSTI, is the Alabama Department of Education's initiative to improve STEM teaching & learning statewide. Its mission is to support Alabama educators and students in learning STEM by doing STEM. Check us out by scanning the QR Code.



Never associate math with speed.
Forcing kids to work fast is the best way to
create math anxiety in children.

HOMEWORK HELP



AMSTI

Quick links for Family Resources
to do math at home.

www.amsti.org/k2-math-student-family



GFletchy

Graham Fletcher's progression
videos showing math in action,
especially 2nd grade subtraction.

www.gfletchy.com/progression-videos/



Education Galaxy

Master content and level up
on this fun learning game with
grade level content.

www.educationgalaxy.com



Braining Camp

The most popular manipulatives
at your fingertips.

www.brainingcamp.com



Math Playground

Math games, searchable by
grade level and skill.

www.mathplayground.com